

# THE GUIDE

# POSCA

**WATER-BASED  
PAINT MARKER  
FOR ALL SURFACES**



**uni**  
MITSUBISHI PENCIL

# COMMUNITIES

**LIFE CUSTOM**



**CREATIVE  
LEISURE**




**EDUCATION**

photo credit © Gautier Houba

# STREET ART



# FINE ARTS



# GRAFFITI



# PHILOSOPHY

From graffiti to fine art via illustration, street art, portraits and all forms of customisation, **POSCA now drives artistic expression** in all users on all surfaces.

For temporary or permanent projects, **POSCA** offers a universal, accessible language that brings artists and amateurs together focusing on the same passion - **creativity!**

## VALUES



**FREEDOM  
PLEASURE  
EXPRESSION  
GENEROSITY  
SHARING  
PASSING ON**

# THE TOOL

## WATER-BASED PAINT MARKER FOR ALL SURFACES

### PAINT: THE HEART OF POSCA

Very rich in pigments, **POSCA** paint provides results of **incomparable density**. Its unique **water-based** formulation delivers bright, matte, opaque colours that withstand the passage of time. It has no odour. Layerable, mixable, water-soluble, weather-resistant... no fewer than **66 colours** (some with glitter, metallic or fluorescent) offer unlimited creative possibilities.

### THE TIP: THE LINK BETWEEN THE ARTIST AND THE WORK

The **POSCA** range includes no fewer than **eight sizes and five different tip shapes**. Made either of acrylic or plastic, they are all ultra-hardwearing and perfectly suited to their respective uses. The very high quality of the materials used guarantees a stroke that is always perfectly smooth. **The line is regular, the action is unique** and the pleasure of creating with **POSCA** is unparalleled.

### THE BALL: THE SOUND SIGNATURE OF POSCA

To ensure a consistent texture from beginning to end, a little ball is placed inside the marker to **mix the ingredients** of the **POSCA** paint. Just shake the marker energetically (with the cap on), and **you will hear its characteristic, sought-after clicking!**



# USER GUIDE



1

## PREPARING YOUR POSCA

Vigorously shake the marker up and down with the cap on. The ball inside, with its characteristic clicking, will thus homogenise the colour.

## PRIME THE MARKER

2

Press the tip several times on a spare piece of paper until the tip is completely filled with paint. Test it out to remove any excess paint, and you are ready to go!



3

## RE-PRIME

If the paint begins to flow less freely during use, shake the marker again, taking care to put the cap back on first to avoid paint splatter. Re-prime the tip, test it and off you go again!

## DRYING TIME

4

It is very quick, a few minutes at most! The paint generally dries faster on porous surfaces than on smooth surfaces. You can correct any mistakes at any time: once the paint is dry, just paint another layer of **POSCA** over the top, which will completely cover the first!



5

## STORAGE

Your **POSCA** markers can be kept in any position as long as the cap is put back on firmly after use. The integrated ball means the paint stored in the body of the marker can be re-mixed at any time. The **POSCA** brush tip is an exception. It should be stored in a horizontal position.



# TIPS

Most **POSCA** tips are **washable and replaceable** (PC-1MC, PC-3M, PC-5M, PC-7M, PC-8K and PC-17K). Some are also **reversible** (PC-3M and PC-5M).

If a tip ever dries out over time (for example if the cap was not put back on properly), you can **soak it in a glass of water** to be able to use it again.

# EFFECTS



## WATER SOLUBLE

Before the ink dries, use a brush that has been pre-soaked in water and work the paint directly on the material to get the effect you want.



## MIXABLE

As long as the paint is still wet, colours can be mixed on the work surface by blending with the tip or a rag to create infinite gradations of colour.



## SUPERIMPOSABLE

**POSCA** paint's high-density coverage is ideal for superimposing layers. Thanks to its fast drying time, layers can be superimposed without smudging.



## BLOWING

For a 'spray' effect, you can blow vigorously (and carefully!) on the tip of the **POSCA** after priming it with extra paint. This technique, which we recommend you test beforehand, works ideally with the wider tips: PC-5M, PC-7M, PC-8K and PC-17K.

# ALL MATERIALS

**POSCA** is a creative tool that can be used on all surfaces, providing permanent or temporary results depending on the surface.

It is permanent with no real need for fixatives on porous materials such as wood, cardboard, fabric, pebbles, certain plastics and metals.

For some uses (painting on canvas, customisation and decoration), you can use a fixative varnish to protect your creations for longer.

It can be erased very easily on most smooth, non-porous materials such as glass, PVC and metal surfaces.

And **POSCA** does not bleed through paper!

## ERASABLE ON SMOOTH SURFACES\*



### FIX YOUR CREATIONS!

Apply a layer of water-based varnish.

Put glass in a 160° oven for 45 min beforehand.



**GLASS**



**GLAZED  
CERAMICS**



**PVC  
STYLE PLASTIC**



**SMOOTH  
METAL**

\*A preliminary test is recommended.



# PERMANENT ON POROUS SURFACES\*



## SECURE YOUR CREATIONS!

Spray a layer of water-based varnish.

On fabrics, iron inside out without steam to prevent the paint from flaking.



**PAPER  
CARDBOARD**



**STONE**



**WOOD**



**ROUGH OR  
POROUS  
METALS**



**SILICONE  
STYLE PLASTIC**



**FABRIC**



**UNGLAZED  
CERAMIC**

# INSPIRATIONS

#SUPAKITCH & KORALIE



photo credit © Damien Vignaux

#BOUDA



#DELWOOD




#OSKUNK



#LUCAS BEAUFORT



#BEBAR



#MATHILDE DEWOLF



#NASTY



#KOSMOPOLITE ART TOUR

photo credit © Gautier Houba



#VIRGINIE WONDER



#LEONA ROSE



#JEANJEROME

# 8 TIPS

## 5 COMPLEMENTARY SHAPES



PC - **1MR**

0,7 mm

The **precise**, calibrated tip produces refined lines.



PC - **1MC**

0,7-1 mm

The **very fine** tip is ideal for small-sized creations.



PC - **3M**

0,9-1,3 mm

The **universal bullet** tip adapts to all types of creation.



PC - **5M**

1,8-2,5 mm

The **versatile bullet** tip offers unlimited freedom of use, whether you are drawing lines or colouring in.



## PC - 7M

4,5-5,5 mm

The **broad bullet** tip is ideal for colouring and large-scale precision work.



## PC - 8K

8 mm

The **broad chisel** tip is perfect for drawing curves and covering large areas.



## PC - 17K

15 mm

The **rectangular XXL** tip is ideal for blocks of solid colour and backgrounds.



## PCF - 350

1-10 mm

The **soft brush** tip is ideal for calligraphy and colouring.

# COLOUR CHART

## THE 66 COLOURS OF CREATION

### Metallic colors



### Neon colors



### Glittery colors



### Classic colors



Dark blue  
Light blue

Dark blue  
Light blue

Dark blue  
Light blue

Glacier blue

Lavender  
Violet

Sky blue  
Slate grey  
Lavender  
Violet

Sky blue  
Slate grey  
Lilac  
Lavender  
Violet

Sky blue  
Slate grey  
Lilac  
Lavender  
Violet  
Raspberry

Violet

Slate grey

Violet

Pink

Pink  
Light pink  
Red

Pink  
Coral pink  
Light pink  
Red

Fuchsia  
Pink  
Coral pink  
Light pink  
Red

Pink  
Coral pink  
Light pink  
Red  
Ruby red

Pink  
Red

Pink

Pink

Red

Light pink  
Red

Light pink  
Red

Light pink  
Red

Red  
Ruby red

Red

Red

Red

Orange  
Apricot

Wine red  
Orange  
Apricot

Dark red  
Wine red  
Orange  
Bright yellow  
Apricot  
Light orange  
Yellow  
Sunshine yellow

Wine red  
Orange  
Bright yellow  
Apricot  
Light orange  
Yellow  
Sunshine yellow  
Straw yellow

Orange  
Bright yellow

Wine red  
Orange  
Bright yellow

Light orange  
Yellow

Yellow  
Sunshine yellow

Yellow  
Sunshine yellow  
Straw yellow  
Apple green

Yellow  
Sunshine yellow

Yellow  
Sunshine yellow

Light orange  
Yellow

Light orange  
Yellow

Yellow

Aqua green  
Green

Light green  
Aqua green  
Green

Apple green  
Light green  
Aqua green  
Green  
Emerald green

Light green  
Aqua green  
Green  
Emerald green  
English green

Light green  
Green

Light green  
Green

Green

**PC - 350**  
1-10 mm  
Brush

**PC - 1MR**  
0,7 mm  
Ultra fine

**PC - 1MC**  
0,7-1 mm  
Extra fine

**PC - 3M**  
**PC - 3ML**  
0,9-1,3 mm  
Fine


**PC - 5M**  
1,8-2,5 mm  
Medium

**PC - 7M**  
4,5-5,5 mm  
Bold

**PC - 8K**  
8 mm  
Bold

**PC - 17K**  
15 mm  
Extra-bold

# #posca



## FOLLOW US



posca



poscagallery



posca.com